

design lab::06


Grid Explorations

Assignment ::

Based on the provided excerpt from the book *Grid Systems* by Kimberly Elam, create six grid explorations using the provided grid and elements. When done, select one of the layouts to trim out and mount on black mat board, which will be pre-cut and provided in the VC Commons.

Process ::

Cut out the provided elements and arrange them on the provided 3x3 grid, keeping in mind grouping, negative space, alignment, and the Rule of Thirds (do not need to trim out the grid itself). After you have found an arrangement that you like, glue the elements to the grids using a glue stick or other adhesive.



You need to create six designs: **Four horizontal** and **two horizontal/vertical**. Use the *Grid Systems* book excerpt for reference as you complete them.

Design concepts to keep in mind while composing your layouts:

- Grouping
- Negative Space
- Perimeter Edge
- Axial Alignment
- The Law of Thirds
- Circle Placement
- Leading

Rules & Restrictions ::

For Horizontal Compositions:


- All rectangles must be horizontal.
- All elements must be used.
- No rectangles may extend past the grid.
- Rectangular elements may almost touch, but may not overlap.
- All rectangular elements must align to the vertical grid lines left or right.
- The circular element may be placed anywhere in the composition.

For the Horizontal and Vertical Compositions:

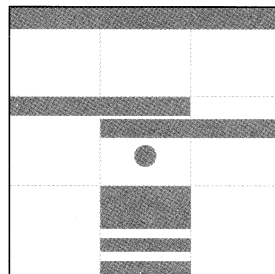
- Rectangles may be horizontal or vertical.
- All elements must be used.
- No rectangles may extend past the grid.
- Rectangular elements may almost touch, but may not overlap.
- All horizontal rectangular elements must align to the vertical grid lines left or right.
- All vertical elements must align to the horizontal grid lines top or bottom.
- The circular element may be placed anywhere in the composition.

Example ::

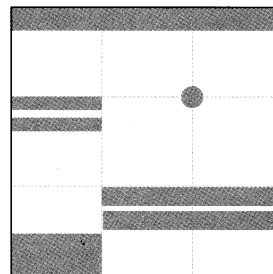
Introduction from *Grid Systems* textbook:




The grid system is three columns wide by three rows deep, yielding a total of nine visual fields.



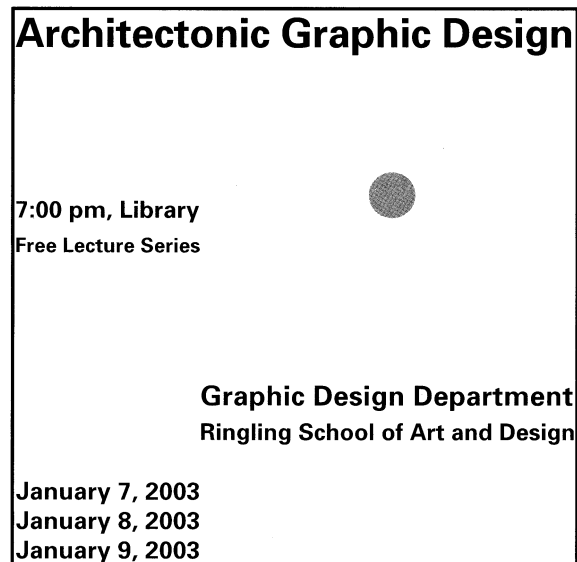
The compositional elements are six gray rectangles and a small circle.



The compositional elements are arranged within the grid system.



Lines of text replace the gray compositional elements (above) and yield a typographic composition (below).

**Dates & Deliverables ::**

By the beginning of class on **Wednesday, April 30th, 2025** (Week 05), six complete layouts are due at the beginning of class. For the layout that you feel is your best work, **trim it to size and mount on black mat board** for presentation in class. The mat board should be exactly 8" wide by 8.5" tall, with the bottom margin being 1.25" between the artwork and the mat edge. You do not need to trim the other layouts—just hand them in as-is.

This Design Lab is worth 40 points.